

GATTI PRECORVI
L A M I E R E F O R A T E



**FORI RETTANGOLARI (LC)
ALTERNATI (Z)**



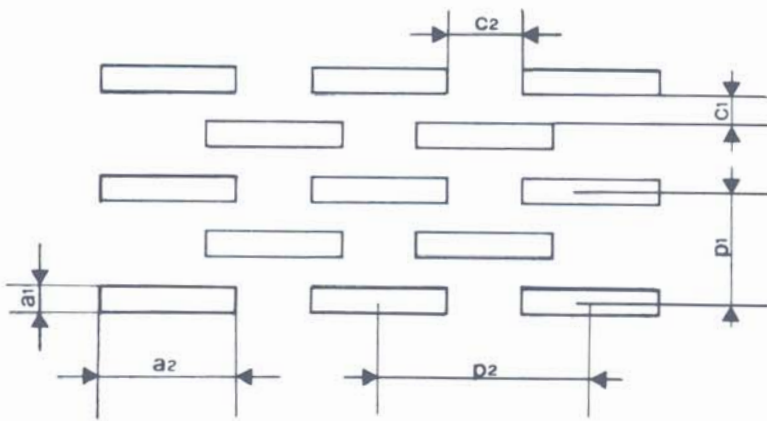
FORI RETTANGOLARI (LC) ALTERNATI (Z)

SQUARE-END SLOTS (LC)

SIDE STAGGERED (Z)

**LANGLÖCHER-SCHARFE ECKEN (LC)
IN VERSETZTEN REIHEN (Z)**

**TROUS LONGS RECTANGULAIRES (LC)
EN QUINCONCES (Z)**




CODICE
CODE
CODEX
CODE

} **LC (a₁ x a₂) Z (p₁ x p₂)**

Vuoto su pieno
Open area
Durchlass
Passage

} % $\frac{a_1 \cdot a_2}{p_1 \cdot p_2} \cdot 200$



Foro Hole Loch Trou	Interasse Pitch Teilung Entraxe	Pieno tra i fori Bridge Steg Barette	Vuoto su pieno Open area Durchlass Passage	CODICE CODE CODEX CODE	PERFORAZIONE PERFORATION LOCHUNG PERÇAGE												
					▲ Standard □ A richiesta, On request, Nach Anfrage, Sur demande												
					SPESSORE		SHEET THICKNESS		BLECHSTÄRKE		EPAISSEUR						
mm		mm		mm													
a ₁ x a ₂ mm	p ₁ x p ₂ mm	c ₁ x c ₂ mm	%		0,5	0,8	1,0	1,2	1,5	2,0	2,5	3,0	4,0	5,0	6,0	8,0	10,0
0,4 x 3	2,5 x 4	0,85 x 1	24	LC 0,4x3 Z 2,5x4													
0,6 x 10	3,5 x 12	1,15 x 2	29	LC 0,6x10 Z 3,5x12													
0,8 x 10	4,6 x 12,5	1,5 x 2,5	28	LC 0,8x10 Z 4,6x12,5													
1 x 3	4 x 5	1 x 2	30	LC 1x3 Z 4x5	□												
1 x 4	5 x 7	1,5 x 3	24	LC 1x4 Z 5x7	□	□	□										
1 x 5	6 x 9	2 x 4	18	LC 1x5 Z 6x9													
1 x 10	5,5 x 13	1,75 x 3	28	LC 1x10 Z 5,5x13	□	□											
1 x 12	6 x 15	4 x 3	27	LC 1x12 Z 6x15													
1 x 20	7 x 25	2,5 x 5	23	LC 1x20 Z 7x25	□	□	□	□									
1,25 x 5	7 x 8	2,25 x 3	22	LC 1,25x5 Z 7x8		□											
1,5 x 5	7 x 10	2 x 5	21	LC 1,5x5 Z 7x10													
1,5 x 20	8 x 25	2,5 x 5	30	LC 1,5x30 Z 8x25	□	□	□										
1,5 x 30	8 x 35	2,5 x 5	32	LC 1,5x30 Z 8x35			□	□	□								
1,75 x 10	8,5 x 14	2,5 x 4	29	LC 1,75x10 Z 8,5x14	□												
1,75 x 20	8,5 x 25	2,5 x 5	33	LC 1,75x20 Z 8,5x25	□	□											
2 x 10	9 x 14	2,5 x 4	32	LC 2x10 Z 9x14		□											
2 x 20	9 x 25	2,5 x 5	35	LC 2x20 Z 9x25	□	□	□	□	□	□							
2 x 30	10 x 35	3 x 4	34	LC 2x30 Z 10x35			□	□									
2,5 x 10	10 x 15	2,5 x 5	33	LC 2,5x10 Z 10x15	□												
2,5 x 20	11 x 25	3 x 5	36	LC 2,5x20 Z 11x25	□	□	□										
2,5 x 25	10 x 30	2,5 x 5	42	LC 2,5x25 Z 10x30	□	□											
3 x 10	12 x 15	3 x 5	33	LC 3x10 Z 12x15			□	□	□								
3 x 15	11,5 x 20	2,75 x 5	35	LC 3x15 Z 11,5x20			□	□	□	□							
3 x 20	12 x 25	3 x 5	40	LC 3x20 Z 12x25	□	□	□	□	□								
3 x 25	12 x 30	3 x 5	42	LC 3x25 Z 12x30		□	□										
3 x 30	13 x 35	3,5 x 5	40	LC 3x30 Z 13x35				□	□	□	□	□					
3,5 x 20	13 x 25	3 x 5	43	LC 3,5x20 Z 13x25	□	□	□	□	□								
3,5 x 30	14 x 35	3,5 x 5	43	LC 3,5x30 Z 14x35				□	□	□	□						
4 x 20	16 x 25	4 x 5	40	LC 4x20 Z 16x25	□	□	□	□	□	□	□	□					
4 x 25	16 x 30	4 x 5	42	LC 4x25 Z 16x30			□										
4,5 x 15	16,5 x 19	3,75 x 4	43	LC 4,5x15 Z 16,5x19	□	□	□	□									
4,5 x 30	17 x 35	4 x 5	45	LC 4,5x30 Z 17x35				□	□								
5 x 20	20 x 25	5 x 5	40	LC 5x20 Z 20x25	□	□	□	□	□	□	□						
5 x 25	18 x 30	4 x 5	46	LC 5x25 Z 18x30													
5 x 35	20 x 40	5 x 5	44	LC 5x35 Z 20x40			□	□	□	□							
5,5 x 20	20 x 25	4,5 x 5	44	LC 5,5x20 Z 20x25		□	□										
6 x 15	20 x 20	4 x 5	45	LC 6x15 Z 20x20									□				
6 x 20	20 x 25	4 x 5	48	LC 6x20 Z 20x25	□	□	□	□	□	□	□						
6 x 25	20 x 31	4 x 6	48	LC 6x25 Z 20x31		□	□	□	□								
7 x 30	24 x 37	5 x 7	47	LC 7x30 Z 24x37		□	□	□									
32 x 100	100 x 125	18 x 25	51	LC 32x100 Z 100x125				□	□	□	□	□					




1 x 20



3 x 10



6 x 25



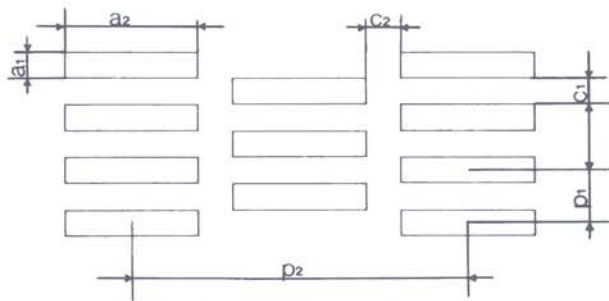
32 x 100

**FORI RETTANGOLARI (LC)
ALTERNATI IN TESTA (Z)**

**SQUARE-END SLOTS (LC)
END STAGGERED (Z)**

**LANGLÖCHER-SCHARFE ECKEN (LC)
GEGENEINANDER VERSETZT (Z)**

**TROUS LONGS RECTANGULAIRES (LC)
DECALES (Z)**




CODICE
CODE
CODEX
CODE

LC (a₁ x a₂) Z (p₁ x p₂)


Vuoto su pieno
Open area
Durchlass
Passage

$$\% \left\{ \frac{a_1 \cdot a_2}{p_1 \cdot p_2} \cdot 200 \right.$$



Gatti Precorvi

Foro Hole Loch Trou a ₁ x a ₂ mm	Interasse Pitch Teilung Entraxe P ₁ x P ₂ mm	Pieno tra i fori Bridge Steg Barette C ₁ x C ₂ mm	Vuoto su pieno Open area Durchlass Passage %	CODICE CODE CODEX CODE	PERFORAZIONE PERFORATION LOCHUNG PERÇAGE												
					▲ Standard □ A richiesta, On request, Nach Anfrage, Sur demande												
					SPESSORE SHEET THICKNESS BLECHSTÄRKE EPAISSEUR			mm									
					0,5	0,8	1,0	1,2	1,5	2,0	2,5	3,0	4,0	5,0	6,0	8,0	10,0
1 x 20	3 x 50	2 x 5	26	LC 1x20 Z 3x50													
2,5 x 20	5 x 50	2,5 x 5	40	LC 2,5x20 Z 5x50	<input type="checkbox"/>	<input type="checkbox"/>	<input type="checkbox"/>	<input type="checkbox"/>									
3 x 12	8 x 35	5 x 5,5	25	LC 3x12 Z 8x35		<input type="checkbox"/>	<input type="checkbox"/>										
3,5 x 20	6,5 x 50	3 x 5	43	LC 3,5x20 Z 6,5x50	<input type="checkbox"/>	<input type="checkbox"/>	<input type="checkbox"/>	<input type="checkbox"/>	<input type="checkbox"/>								
3,5 x 25	7 x 60	3,5 x 5	42	LC 3,5x25 Z 7x60					<input type="checkbox"/>	<input type="checkbox"/>							
3,5 x 30	7 x 70	3,5 x 5	43	LC 3,5x30 Z 7x70													
4 x 20	8 x 50	4 x 5	40	LC 4x20 Z 8x50	<input type="checkbox"/>	<input type="checkbox"/>	<input type="checkbox"/>	<input type="checkbox"/>	<input type="checkbox"/>	<input type="checkbox"/>							
4,5 x 20	8,5 x 50	4 x 5	43	LC 4,5x20 Z 8,5x50		<input type="checkbox"/>	<input type="checkbox"/>	<input type="checkbox"/>	<input type="checkbox"/>	<input type="checkbox"/>							
5 x 20	9 x 50	4 x 5	45	LC 5x20 Z 9x50	<input type="checkbox"/>	<input type="checkbox"/>	<input type="checkbox"/>	<input type="checkbox"/>	<input type="checkbox"/>	<input type="checkbox"/>							
5 x 25	9 x 60	4 x 5	46	LC 5x25 Z 9x60	<input type="checkbox"/>	<input type="checkbox"/>											
5,5 x 20	10 x 50	4,5 x 5	44	LC 5,5x20 Z 10x50	<input type="checkbox"/>	<input type="checkbox"/>	<input type="checkbox"/>										
6 x 12	10 x 32	4 x 4	46	LC 6x12 Z 10x32		<input type="checkbox"/>	<input type="checkbox"/>	<input type="checkbox"/>									
7 x 30	12 x 74	5 x 7	47	LC 7x30 Z 12x74		<input type="checkbox"/>	<input type="checkbox"/>	<input type="checkbox"/>	<input type="checkbox"/>								
10 x 20	17 x 52	7 x 6	45	LC 10x20 Z 17x52	<input type="checkbox"/>	<input type="checkbox"/>	<input type="checkbox"/>	<input type="checkbox"/>	<input type="checkbox"/>	<input type="checkbox"/>	<input type="checkbox"/>						



1 x 20



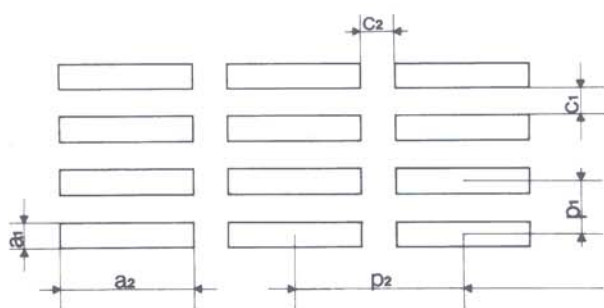
3 x 12

FORI RETTANGOLARI (LC) PARI (U)

**SQUARE-END SLOTS (LC)
IN PARALLEL LINES (U)**

**LANGLÖCHER-SCHARFE ECKEN (LC)
IN GERADEN REIHEN (U)**

**TROUS LONGS RECTANGULAIRES (LC)
EN LIGNES (U)**




CODICE
CODE
CODEX
CODE

LC ($a_1 \times a_2$) **U** ($p_1 \times p_2$)

Vuoto su pieno
Open area
Durchlass
Passage

%


$$\frac{a_1 \cdot a_2}{p_1 \cdot p_2} \cdot 100$$




Gatti Precorvi

Foro Hole Loch Trou	Interasse Pitch Teilung Entraxe	Pieno tra i fori Bridge Steg Barette	Vuoto su pieno Open area Durchlass Passage	CODICE CODE CODEX CODE	PERFORAZIONE PERFORATION LOCHUNG PERÇAGE												
					▲ Standard □ A richiesta, On request, Nach Anfrage, Sur demande												
					SPESSORE		SHEET THICKNESS			BLECHSTÄRKE			EPAISSEUR				
mm		mm			mm												
a ₁ x a ₂ mm	p ₁ x p ₂ mm	c ₁ x c ₂ mm	%		0,5	0,8	1,0	1,2	1,5	2,0	2,5	3,0	4,0	5,0	6,0	8,0	10,0
0,5 x 10	1,25 x 12	0,75 x 2	33	LC 0,5x10 U 1,25x12													
0,8 x 10	2,25 x 12	1,45 x 2	30	LC 0,8x10 U 2,25x12													
1 x 4	2,5 x 7	1,5 x 3	23	LC 1x4 U 2,5x7													
1 x 5	3 x 9	2 x 4	18	LC 1x5 U 3x9	□												
1 x 10	2,75 x 13	1,75 x 3	28	LC 1x10 U 2,75x13	□	□	□										
1 x 20	3,5 x 25	2,5 x 5	23	LC 1x20 U 3,5x25	□	□	□										
1,25 x 5	3,5 x 8	2,25 x 3	22	LC 1,25x5 U 3,5x8			□	□									
1,5 x 15	3,25 x 19	1,75 x 4	35	LC 1,5x15 U 3,25x19			□	□	□								
1,5 x 20	4 x 25	2,5 x 5	30	LC 1,5x20 U 4x25	□	□	□	□									
1,5 x 30	4 x 35	2,5 x 5	32	LC 1,5x30 U 4x35													
1,75 x 6	4 x 9	2,25 x 3	29	LC 1,75x6 U 4x9													
1,75 x 10	4,25 x 14	2,5 x 4	29	LC 1,75x10 U 4,25x14				□	□								
1,75 x 15	4,5 x 20	2,75 x 5	29	LC 1,75x15 U 4,5x20													
1,75 x 25	4 x 30	2,25 x 5	36	LC 1,75x25 U 4x30													
2 x 12	4,5 x 16	2,5 x 4	33	LC 2x12 U 4,5x16				□	□								
2 x 20	4,5 x 25	2,5 x 5	36	LC 2x20 U 4,5x25	□	□	□										
2,5 x 5	4,5 x 9	2 x 4	30	LC 2,5x5 U 4,5x9													
2,5 x 10	5 x 15	2,5 x 5	33	LC 2,5x10 U 5x15													
2,5 x 15	5 x 20	2,5 x 5	38	LC 2,5x15 U 5x20													
2,5 x 20	5 x 25	2,5 x 5	40	LC 2,5x20 U 5x25			□	□	□								
2,5 x 25	6 x 30	3,5 x 5	35	LC 2,5x25 U 6x30	□	□	□										
3 x 10	6 x 15	3 x 5	33	LC 3x10 U 6x25													
3 x 15	5,75 x 20	2,75 x 5	39	LC 3x15 U 5,75x20													
3 x 20	6 x 25	3 x 5	40	LC 3x20 U 6x25	□	□	□	□									
3 x 25	6 x 30	3 x 5	42	LC 3x25 U 6x30													
3 x 30	6,5 x 35	3,5 x 5	40	LC 3x30 U 6,5x35			□	□	□								
3 x 35	7 x 40	4 x 5	38	LC 3x35 U 7x40													
3,5 x 10	6,5 x 15	3 x 5	37	LC 3,5x10 U 6,5x15			□	□	□	□	□	□	□				
3,5 x 20	6,5 x 25	3 x 5	43	LC 3,5x20 U 6,5x25	□	□	□	□	□	□							
3,5 x 25	7 x 30	3,5 x 5	42	LC 3,5x25 U 7x30	□				□	□	□	□	□				
3,5 x 30	7 x 35	3,5 x 5	43	LC 3,5x30 U 7x35					□	□	□						
4 x 12	8 x 18	4 x 6	33	LC 4x12 U 8x18			□	□	□	□	□	□	□				
4 x 20	7,5 x 25	3,5 x 5	42	LC 4x20 U 7,5x25	□	□	□										
4 x 25	8 x 30	4 x 5	42	LC 4x25 U 8x30				□	□	□	□	□	□	□			
4 x 40	7,5 x 47	3,5 x 7	45	LC 4x40 U 7,5x25			□	□	□	□	□	□	□				
4,5 x 15	8,25 x 19	3,75 x 4	43	LC 4,5x15 U 8,5x19				□	□	□							
4,5 x 20	8,5 x 25	4 x 5	43	LC 4,5x20 U 8,5x25	□	□	□	□									
4,5 x 30	8,5 x 35	4 x 5	45	LC 4,5x30 U 8,5x35			□	□	□	□	□						
5 x 20	10 x 25	5 x 5	40	LC 5x20 U 10x25	□	□	□	□									
5 x 25	9 x 30	4 x 5	46	LC 5x25 U 9x30	□	□	□										
5 x 35	10 x 40	5 x 5	44	LC 5x35 U 10x40								□	□	□	□	□	

Foro Hole Loch Trou a ₁ x a ₂ mm	Interasse Pitch Teilung Entraxe p ₁ x p ₂ mm	Pieno tra i fori Bridge Steg Barette c ₁ x c ₂ mm	Vuoto su pieno Open area Durchlass Passage %	CODICE CODE CODEX CODE	PERFORAZIONE PERFORATION LOCHUNG PERÇAGE													
					▲ Standard □ A richiesta, On request, Nach Anfrage, Sur demande													
					SPESSORE SHEET THICKNESS BLECHSTÄRKE EPAISSEUR mm													
					0,5	0,8	1,0	1,2	1,5	2,0	2,5	3,0	4,0	5,0	6,0	8,0	10,0	
5,5 x 20	10 x 25	4,5 x 5	44	LC 5,5x20 U 10x25		<input type="checkbox"/>	<input type="checkbox"/>	<input type="checkbox"/>										
6 x 15	10 x 20	4 x 5	45	LC 6x15 U 10x20		<input type="checkbox"/>	<input type="checkbox"/>	<input type="checkbox"/>	<input type="checkbox"/>									
6 x 20	10 x 25	4 x 5	48	LC 6x20 U 10x25	<input type="checkbox"/>	<input type="checkbox"/>	<input type="checkbox"/>	<input type="checkbox"/>	<input type="checkbox"/>									
6 x 25	10 x 31	4 x 6	48	LC 6x25 U 10x31														
6 x 30	12 x 37	6 x 7	41	LC 6x30 U 12x37					<input type="checkbox"/>	<input type="checkbox"/>	<input type="checkbox"/>	<input type="checkbox"/>	<input type="checkbox"/>	<input type="checkbox"/>	<input type="checkbox"/>	<input type="checkbox"/>		
7 x 20	12 x 25	5 x 6	47	LC 7x20 U 12x25		<input type="checkbox"/>	<input type="checkbox"/>	<input type="checkbox"/>	<input type="checkbox"/>									
7 x 30	12 x 37	5 x 7	47	LC 7x30 U 12x37					<input type="checkbox"/>	<input type="checkbox"/>	<input type="checkbox"/>	<input type="checkbox"/>	<input type="checkbox"/>					
10 x 20	17 x 26	7 x 6	45	LC 10x20 U 17x26	<input type="checkbox"/>	<input type="checkbox"/>	<input type="checkbox"/>	<input type="checkbox"/>	<input type="checkbox"/>					<input type="checkbox"/>	<input type="checkbox"/>			
22 x 50	38 x 66	16 x 16	43	LC 22x50 U 38x66				<input type="checkbox"/>	<input type="checkbox"/>	<input type="checkbox"/>	<input type="checkbox"/>						<input type="checkbox"/>	<input type="checkbox"/>



0,8 x 10



3,50 x 20



2 x 20



5,50 x 20

Gatti Precorvi